
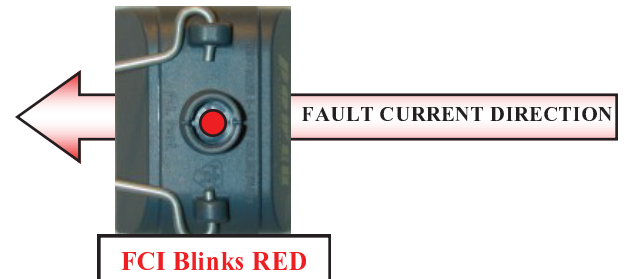


- **Overhead or Underground**
- **Red or Green LED Fault Indication**
- **Automatic reset on time and /or current**
- **Automatic In-Rush Restraint**
- **Load Tracking above 40 Amps**
- **900 flashing hours**
- **One size for all circuits**
- **Elbow or Cable Mounted**
- **Lightweight = 10 ounces**
- **Closed Core CT Design**
- **Self Powered**
- **Manual Test and Reset**
- **Hot stick applied**
- **1 minute installation time**
- **Self adjusting to load current**



ANSI/IEEE 495-2007 Compliant
ISO 9001 Certified Factory

Applied as a fault finding system, multiple applications of directional sensitive fault indicators on network type circuits can help pinpoint faults. Fault currents fed from multiple sources can be differentiated by direction and this information can be used to determine fault location.

Load Tracker Directional FCIs represent state of the art closed core design technology with the ability to detect direction of fault current flow. This device provides reliable Fault Indication on *closed loop, paralleled or networked distribution circuits.*

Load tracking capability allows customers to use one fault indicator for all requirements without concern for coordination studies. The Load Tracker Faulted Circuit Indicator offers the highest degree of immunity from feedback currents, while still being able to sense and reset automatically.

Hotstick applied, one size fits all, close proximity immunity, automatic reset.



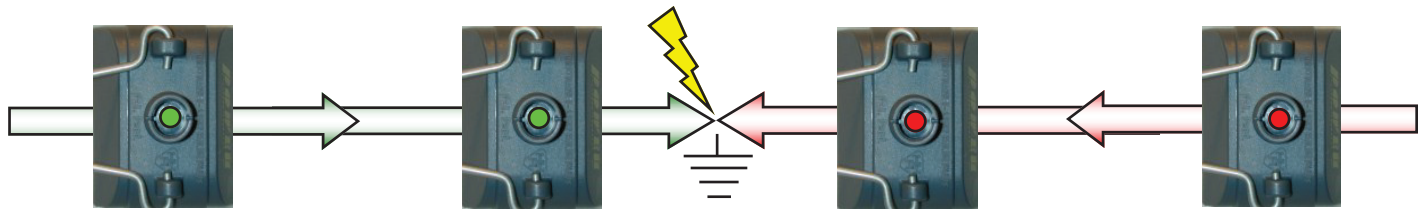
OVERHEAD OR UNDERGROUND

The ultimate answer to complex FCI requirements.



FCI LOAD TRACKER DIRECTIONAL FAULT FINDING

Electrical Data	MEETS OR EXCEEDS ANSI/IEEE STD. 495-2007
Trip Current Range	200A Min. to 3 to 5 Times Load (200A DEFAULT)
Temperature Range	-40 to +85 Degrees C
Accuracy	±10% @ 20 Degrees C
Load Tracking	Initiated after Load = 40 A or greater
Auto Reset Time	4 Hours Standard
Current Reset	5 Amps Small Core / 10 Amps Large Core
Power Source	Lithium Oxide Cell, non-replaceable, 20 year shelf life
Indication	Bright LED, Local or Remote optic
Total Indicating Time	>900 Hours
Flashing Frequency	30 per minute
Maximum Operating Voltage	46 KV
Current Withstand	25,000 amps sym. RMS / 170 msec.
Adjacent Cable Immunity	2.3 inches @ 10KA
Cable Diameter Range	.85 inches to 2.37inches
Casing Material	UV Stable Fiber Reinforced Polymer
Current Transformer	Closed Core, corrosion protected galvanized and powder coated steel
Weight	10 oz.



Catalog Number Selection						
40	3	Select Reset Option	Select Cable Diameter	001	Trip	Reset Time
DIRECTIONAL FCI	3= UG FCI 7= OH FCI	1= Full Time Current Reset 2= Time Reset only	08= .31 to 1.57 OH 14= .85 to 1.57 UG 15= 1.0 to 2.37 UG	001	Automatic 200 A Min. to 3 to 5 X Load	4 Hour 8 Hour
2658 Holcomb Bridge Rd. Suite 100 Alpharetta, GA 30022 Phone: 770-587-9044 Fax: 770-587-4497						